

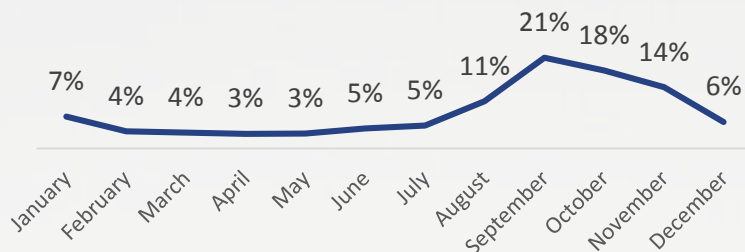
ABTO TRAVEL TRENDS DASHBOARD

April 2019



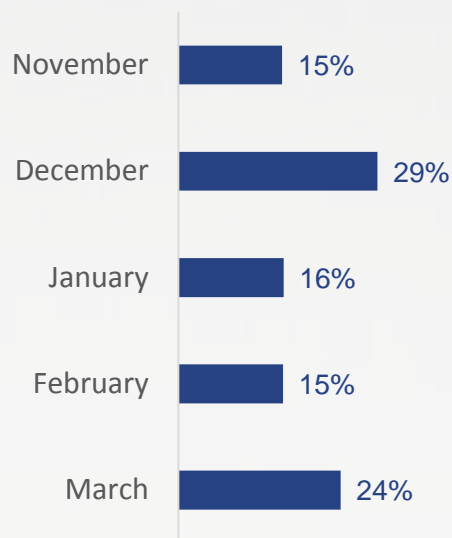
KEY GRAPHS – TOTAL MARKET (arrivals 1/11/2018 - 31/3/2019)

Month of booking




In total 21% of the paxes between November and March are booked in September

Month of Trip



29% of the paxes were in December

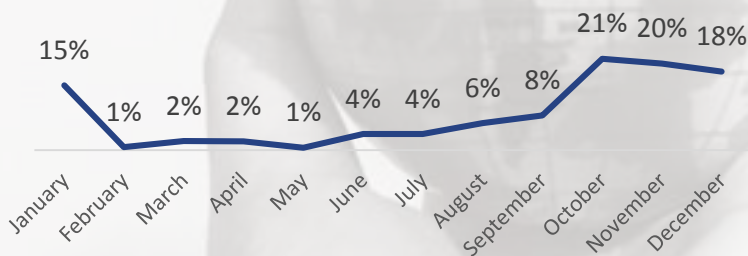
Top 5 Countries of Destination



14% of the travellers went to France between 1/11/2018 and 31/3/2019, 12% to Belgium and 10% to Spain


A preview to the summer of 2019 (arrivals 1/6/2019 - 30/9/2019)

Month of booking



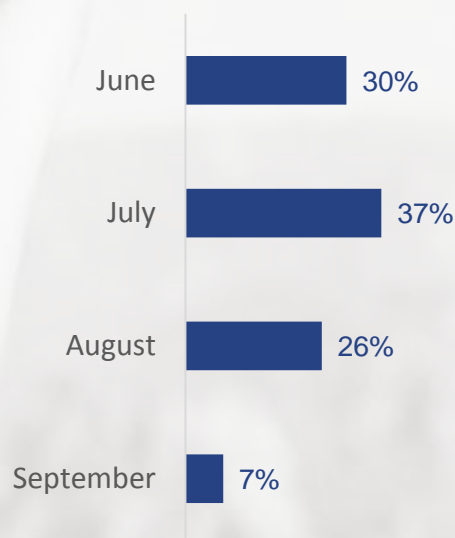
In total 41% of the summer paxes are booked in October-November

Top 5 Countries of Destination



20% of the travellers go to France during the summer period, 11% to Spain and 9% to the Netherlands

Month of Trip



July is the most popular travelling month in summer, with 37% of the total summer paxes

CONTACT

ABTO asbl/vzw

Association of Belgian Travel Organisers
Imperiastraat 10, 1930 Zaventem

+32 (0)2 242 00 40 - abto@abto.be

Laura-Ann Merckx - GfK

Senior Research Executive
Consumer Insights

+32 16 74 24 36 - Laura-Ann.Merckx@gfk.com