

# ABTO TRAVEL TRENDS DASHBOARD

November 2021

## KEY GRAPHS - TOTAL MARKET






### Month of booking (number of paxes)

	Bookings 2021		Bookings 2020		Bookings 2019
Jan	1 361 265	-33%	2 024 221	-27%	2 758 762
Feb	608 582	-54%	1 322 761	-25%	1 761 020
Mar	635 431	+40%	453 116	-71%	1 545 274
Apr	715 353	+73%	412 681	-67%	1 260 817
May	814 572	+32%	619 431	-52%	1 300 009
Jun	881 165	+1%	870 250	-32%	1 275 804
Jul	763 322	+20%	636 965	-37%	1 015 613
Aug	703 647	-16%	838 160	-34%	1 261 274
Sept	846 925	+21%	700 036	-63%	1 915 395
<b>Total (until Sept)</b>	<b>7 330 263</b>	<b>-7%</b>	<b>7 877 621</b>	<b>-44%</b>	<b>14 093 966</b>

### Month of Trip (number of paxes)

	Arrivals 2021		Arrivals 2020		Arrivals 2019
Jan	349 741	-19%	429 841	-29%	605 387
Feb	599 292	-37%	948 598	+3%	917 716
Mar	324 994	-66%	953 203	-23%	1 245 468
Apr	962 693		0		2 097 718
May	858 932		0		1 853 300
Jun	885 290	+5%	840 781	-44%	1 502 401
Jul	2 303 569	+8%	2 134 860	-33%	3 194 732
Aug	1 848 243	+8%	1 709 463	-27%	2 330 176
Sept	1 645 795	+56%	1 053 738	-47%	1 989 612
Oct	975 503	+73%	564 037	-59%	1 366 108
Nov	1 160 635	+58%	732 672	-43%	1 287 624
Dec	496 813	-35%	764 870	-50%	1 537 329
<b>Total</b>	<b>12 411 498</b>	<b>+22%</b>	<b>10 132 063</b>	<b>-49%</b>	<b>19 927 570</b>




### Top 5 Countries of Destination (number of paxes)

	2021		2020		2019
 BE	3 281 557	+63%	2 013 703	-24%	2 632 706
 FR	2 606 122	+10%	2 360 456	-42%	4 074 266
 ES	1 113 775	+29%	862 816	-56%	1 968 498
 NL	863 483	+4%	832 097	-42%	1 431 830
 IT	532 558	-18%	651 400	-64%	1 815 420

### Type of trip

	Paxes 2021		Paxes 2020		Paxes 2019
Air package	1 529 741	+9%	1 397 764	-62%	3 656 972
Other package	727 023	+41%	515 732	-56%	1 184 991
Cruise	231 959	+8%	215 660	-40%	358 277
Own arrangement	9 922 776	+24%	8 002 907	-46%	14 727 330

### Transport

	Paxes 2021		Paxes 2020		Paxes 2019
	3 893 518	+13%	3 437 108	-59%	8 388 297
	6 774 849	+31%	5 155 937	-36%	8 113 847
	607 310	+28%	473 718	-70%	1 594 311
	607 613	-6%	644 894	-40%	1 077 115

! This dashboard shows the data for the total travel market, organized as well as own arrangement

## CONTACT

ABTO asbl/vzw  
Association of Belgian Travel Organisers  
Imperiastraat 10, 1930 Zaventem  
+32 (0)2 242 00 40 - [abto@abto.be](mailto:abto@abto.be)

Eline Hottat- GfK  
Client Solutions Consultant  
Marketing and Consumer Intelligence  
[Eline.Hottat@gfk.com](mailto:Eline.Hottat@gfk.com)