

# ABTO TRAVEL TRENDS SUMMARY

March 2024



! This dashboard shows the data for the total travel market, both organized and own arrangement



## Trips booked per departure year

Booked until end of January

2024 **10,9** In 2023: 10,3

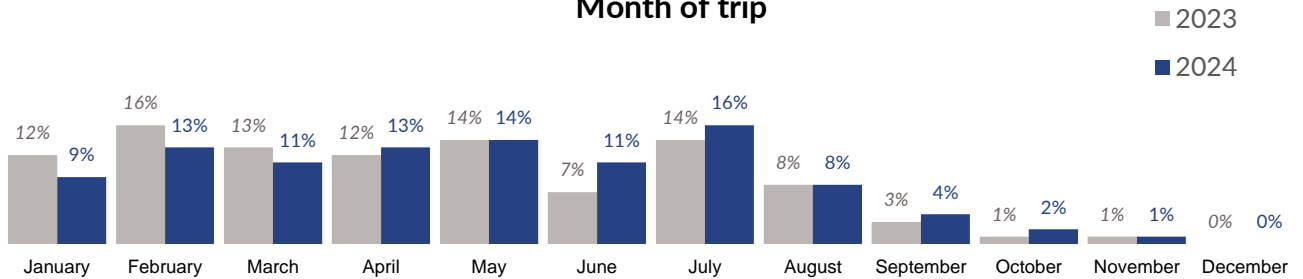
All Booked



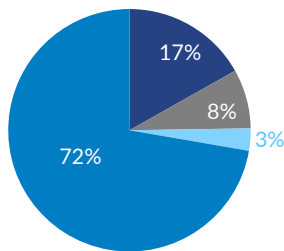
Numbers represented in millions

## Here is everything you need to know about those 10.9 million booked trips:

### Month of trip



### Type of trip



Type of trip	2023 (%)
Air Package	15%
Other Package	6%
Cruise	2%
Own arrangement	77%

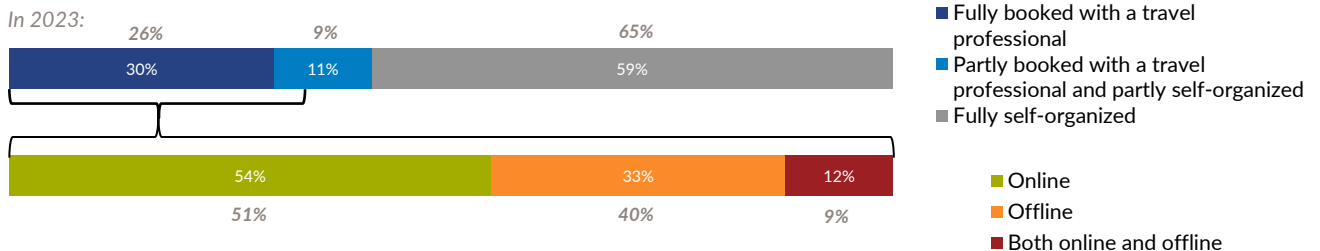
**€800**

**Budget spend per person**

In 2023: €697



### Professional Travel Organization & Channel



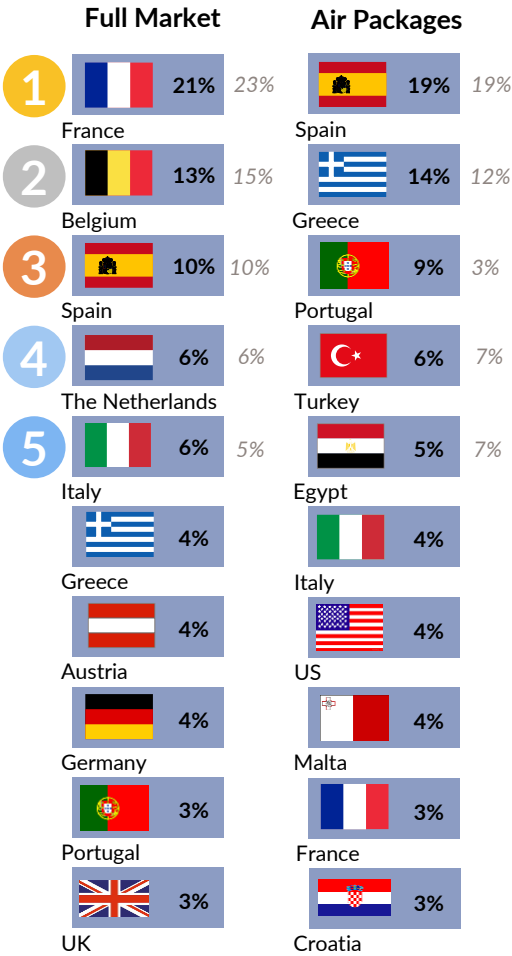
# ABTO TRAVEL TRENDS SUMMARY

March 2024

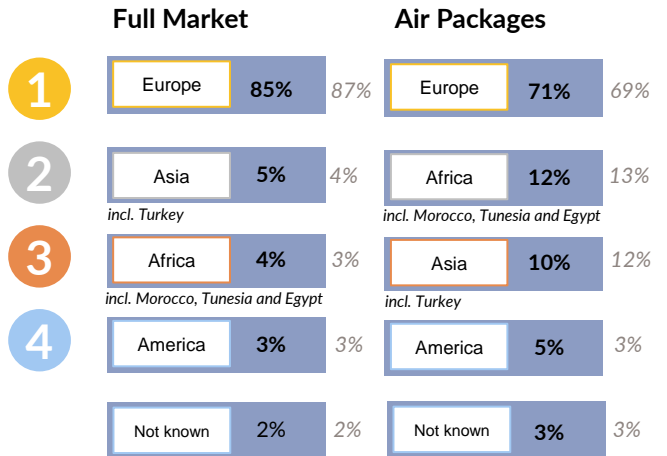


## Destinations

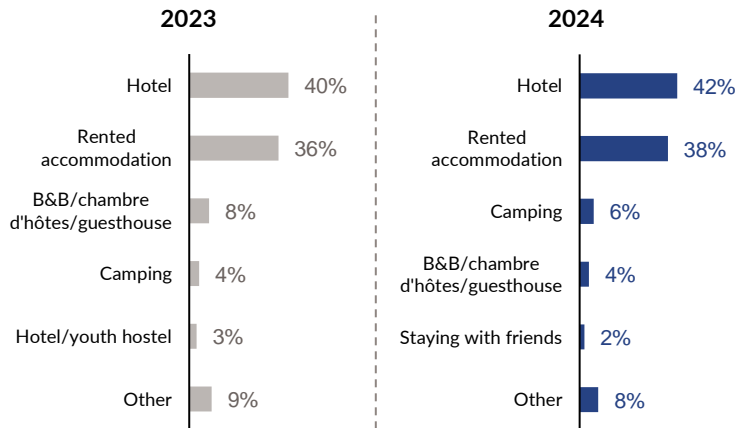
### Country



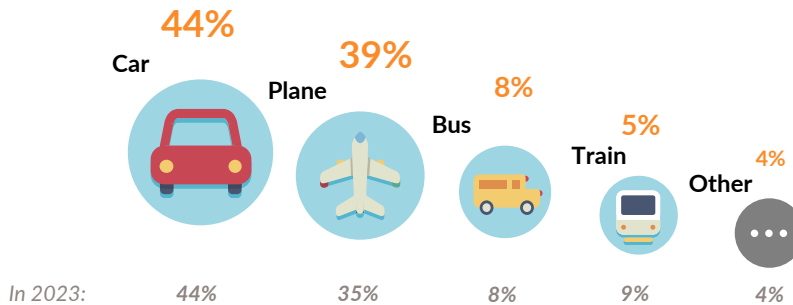
### Continent



## Accommodation



## Transportation



## CONTACT

**Abto**  
Pierre Fivet  
Guido Gezellelaan 30, 8000 Brugge  
+32 (0)479 99 43 91  
[pierre@fivetconsulting.be](mailto:pierre@fivetconsulting.be)

**Okke Crijns- GfK**  
Research Executive  
Consumer & Marketing Insights  
[Okke.Crijns@gfk.com](mailto:Okke.Crijns@gfk.com)



ABTO TRAVEL TRENDS REPORT