

# ABTO TRAVEL TRENDS SUMMARY

June 2024



! This dashboard shows the data for the total travel market, both organized and own arrangement



## Trips booked per departure year

Booked until end of April

2024 16,5 In 2023 16,3

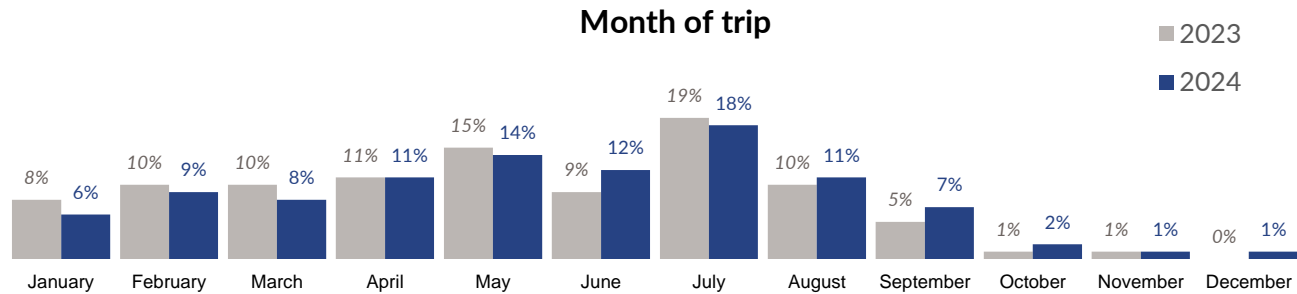
All Booked



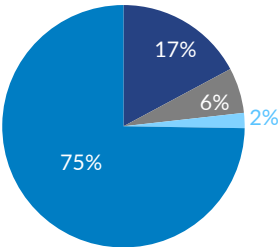
Numbers represented in millions

Here is everything you need to know about those 16,5 million booked trips:

## Month of trip



## Type of trip



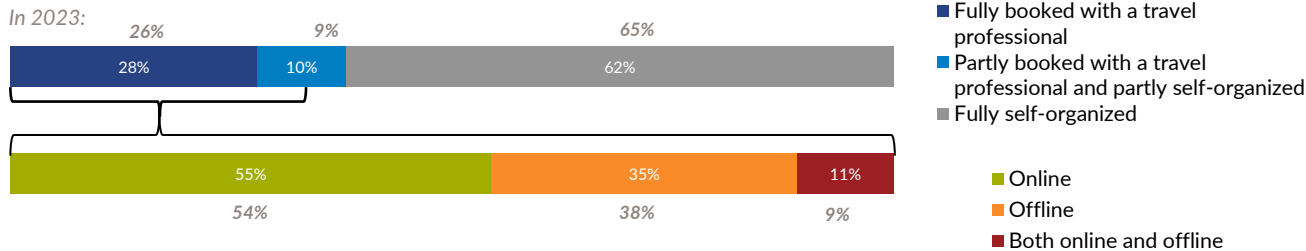
	2023
Air Package	15%
Other Package	5%
Cruise	2%
Own arrangement	78%

€818  
Budget spend  
per person

In 2023: €671



## Professional Travel Organization & Channel




# ABTO TRAVEL TRENDS SUMMARY

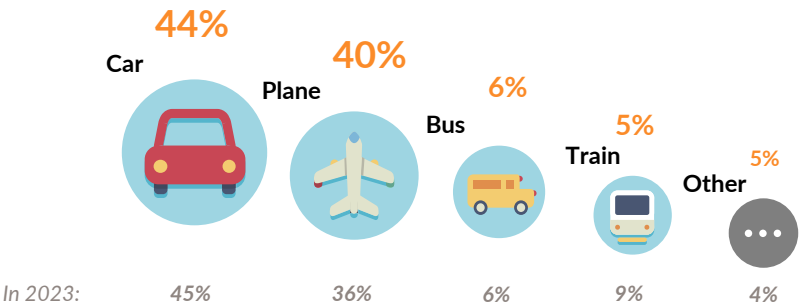
June 2024



## Destinations



## Transportation



## CONTACT

Abto  
Pierre Fivet  
Guido Gezellelaan 30, 8000 Brugge  
+32 (0)479 99 43 91  
[pierre@fivetconsulting.be](mailto:pierre@fivetconsulting.be)

Okke Crijns- GfK  
Research Executive  
Consumer & Marketing Insights  
[Okke.Crijns@gfk.com](mailto:Okke.Crijns@gfk.com)



ABTO TRAVEL TRENDS REPORT