

! This dashboard shows the data for the total travel market, both organized and own arrangement




Trips booked per departure year

Booked until end of January

2025 11,4 In 2024: 14,2

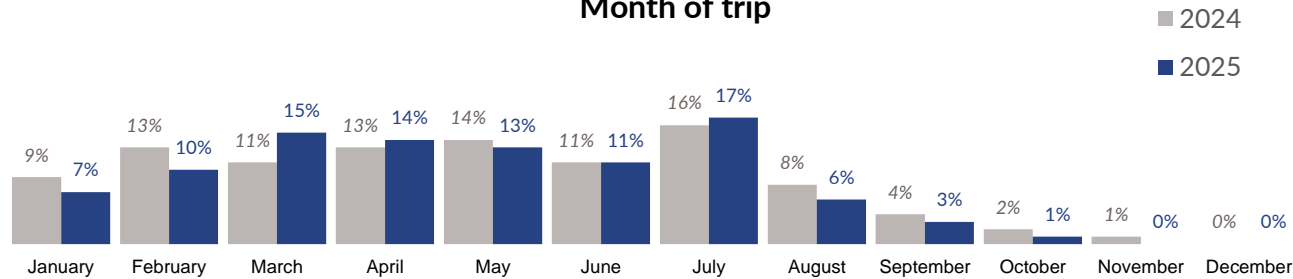
All Booked



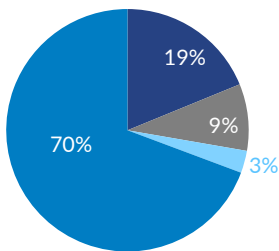
Numbers represented in millions

Here is everything you need to know about those 11.4 million booked trips:

Month of trip



Type of trip

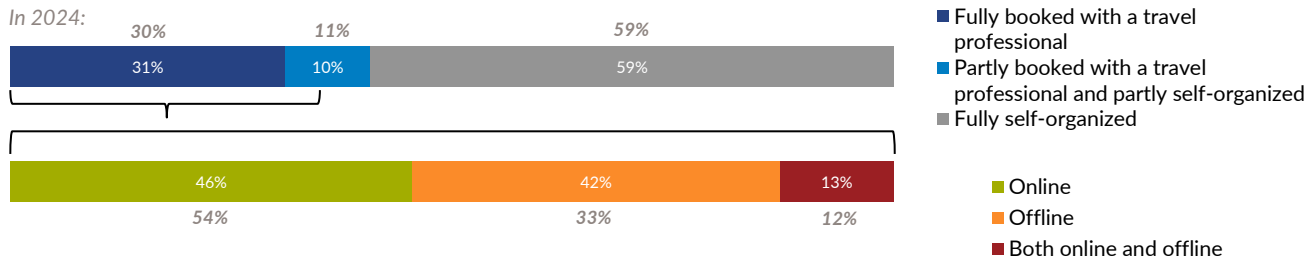


	2024
Air Package	17%
Other Package	8%
Cruise	3%
Own arrangement	72%


€869
Budget spend
per person
In 2024: €800



Professional Travel Organization & Channel



Destinations



Accommodation

2024

2025

Hotel

42%

44%

Rented accommodation

38%

36%

Camping

6%

6%

B&B/chambre d'hôtes/guesthouse

4%

4%

Staying with friends

2%

3%

Other

8%

7%

Transportation

