

ABTO TRAVEL INTENTIONS SUMMARY

Q2 2025 (surveyed in May 2025)
(Compared to 2022, 2023 and 2024 in the same survey period)



! This dashboard shows the data for the total travel market, both organized and own arrangement

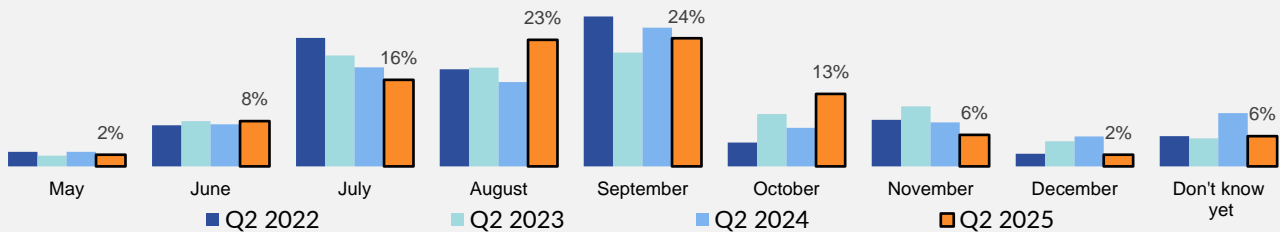
6.243.026 is the estimated number of travellers that still have the intention to go on a trip in 2025 that is not booked yet



2025: **6.243.026**
2024: 7.083.659
2023: 6.612.706
2022: 6.325.984

Here is everything you need to know about those **6.243.026** unique travellers:

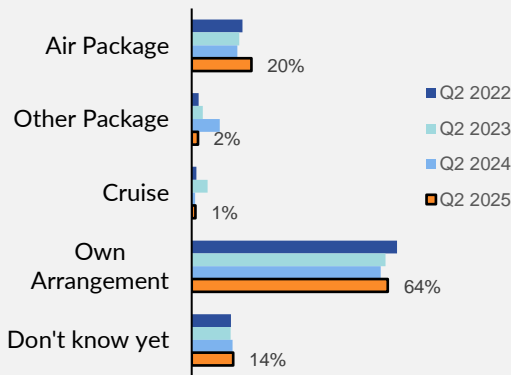
Month of trip




31% intends to book **last minute** (booking within 30 days before departure)

2024: 38%
2023: 27%
2022: 34%

Type of trip



Transportation



€1026 is the intended **max budget per person**



2024: €898
2023: €846
2022: €891

ABTO TRAVEL INTENTIONS SUMMARY

Q2 2025 (surveyed in May 2025)

(Compared to 2022, 2023 and 2024 in the same survey period)



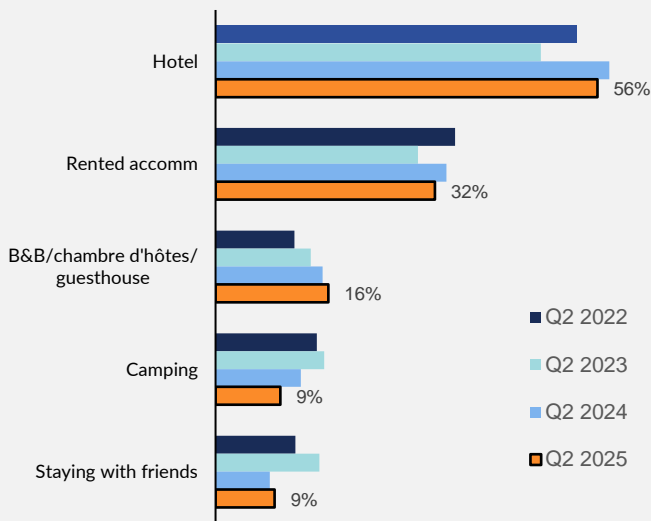
Destinations

Continent	Q2 2025	Q2 2024	Q2 2023	Q2 2022
?	16,5%	13,8%	13,8%	14,4%
Don't know yet				
1 Europe	74,0%	78,7%	77,5%	74,6%
2 Africa	4,9%	3,7%	2,2%	4,4%
3 Asia	3,5%	2,6%	4,3%	4,3%
4 America	1,1%	1,2%	2,2%	2,3%

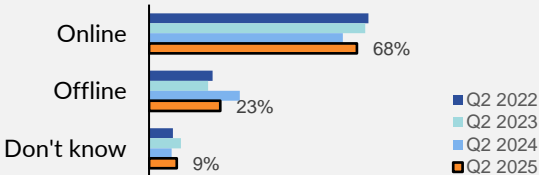
Country	Q2 2025	Q2 2024	Q2 2023	Q2 2022
?	15,2%	12,2%	12,2%	12,9%
Don't know yet				
1 Belgium	14,2%	13,0%	9,6%	9,8%
2 France	13,5%	19,4%	19,8%	19,7%
3 Spain	8,9%	10,7%	12,8%	10,9%
4 The Netherlands	7,1%	6,1%	5,1%	3,8%
5 Greece	5,2%	2,9%	2,3%	2,0%
Italy	4,9%	5,0%	5,4%	7,1%
Germany	4,8%	6,6%	3,2%	4,8%
Egypt	2,8%	0,9%	0,2%	1,1%
United Kingdom	2,3%	2,7%	1,4%	0,3%
Portugal	2,1%	1,9%	1,3%	1,4%
Austria	2,0%	3,6%	2,7%	2,6%
14 Turkey	0,8%	1,5%	0,9%	2,5%

Accommodation

(Multiple answers possible)



Booking Trip



CONTACT

Abto
Pierre Fivet
Guido Gezellelaan 30, 8000 Brugge
+32 (0)479 99 43 91
pierre@fivetconsulting.be

Leen Vandezande - GfK
Research Executive
Marketing and Consumer Intelligence
Leen.Vandezande@nielseniq.com

